



**2021-2022**

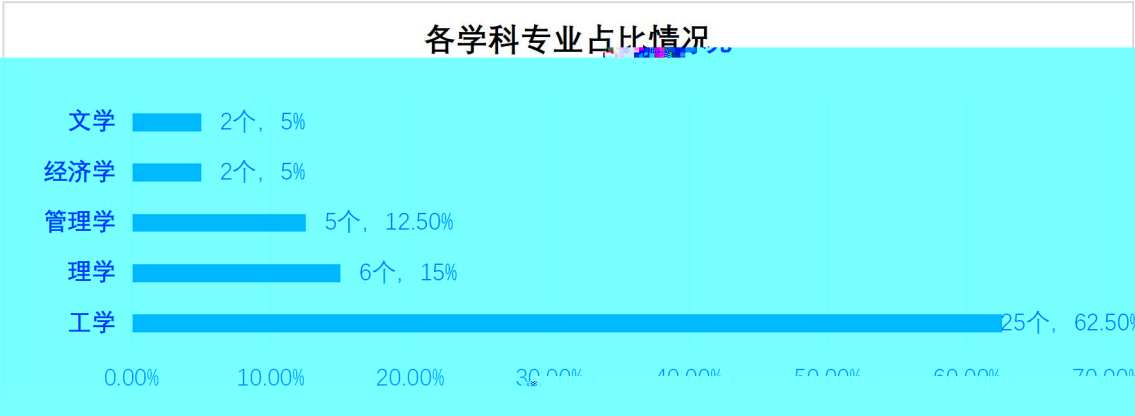


[illegible]

.....	1
.....	1
.....	1
.....	1
.....	3
.....	4
.....	4
.....	5
.....	6
.....	6
.....	8
.....	8
.....	8
.....	8
.....	9
.....	9
.....	10
.....	10
.....	11
.....	11
.....	11
.....	12
.....	12
.....	13





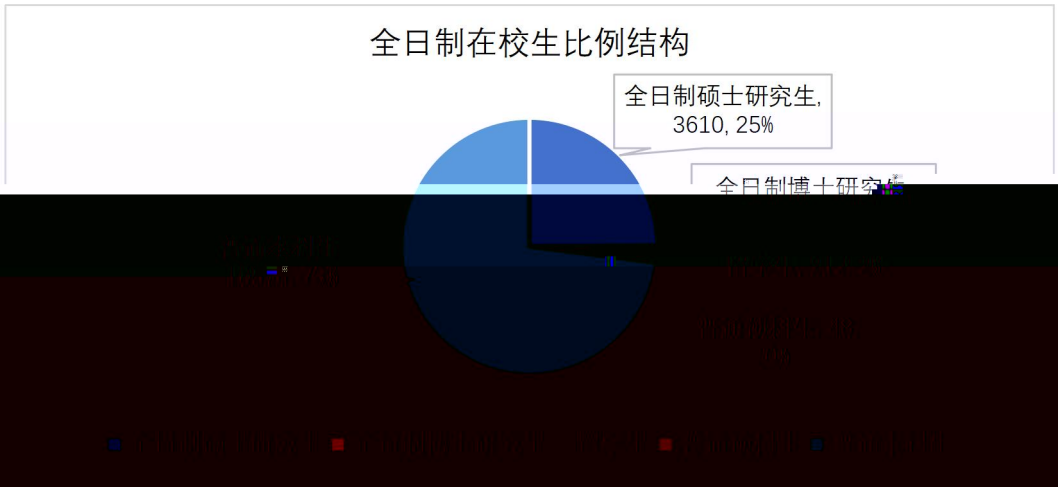


1

2705                      2661                      14491

72.97%

1

2

2

2

[illegible]


2021-2022

29

10

14

3

3


386

54.14%

387

54.28%

680

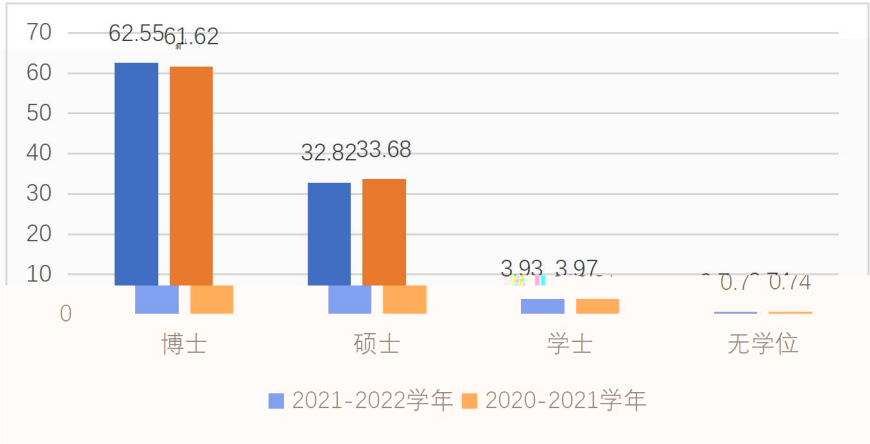
95.37%

1

3

4

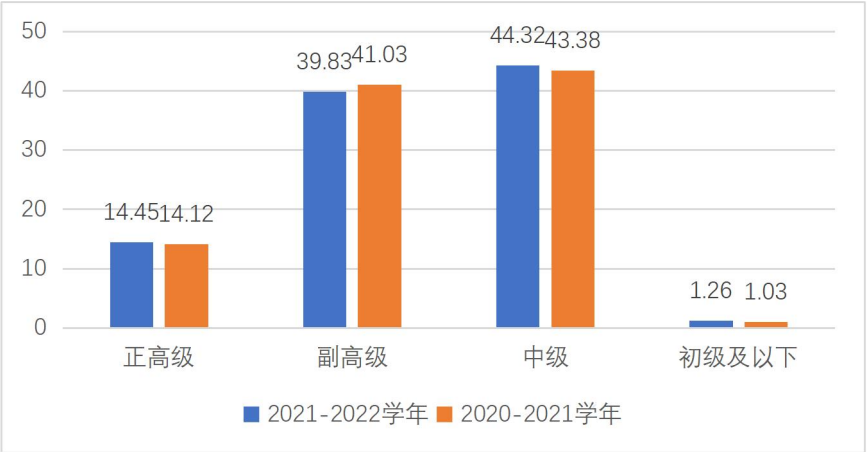
5



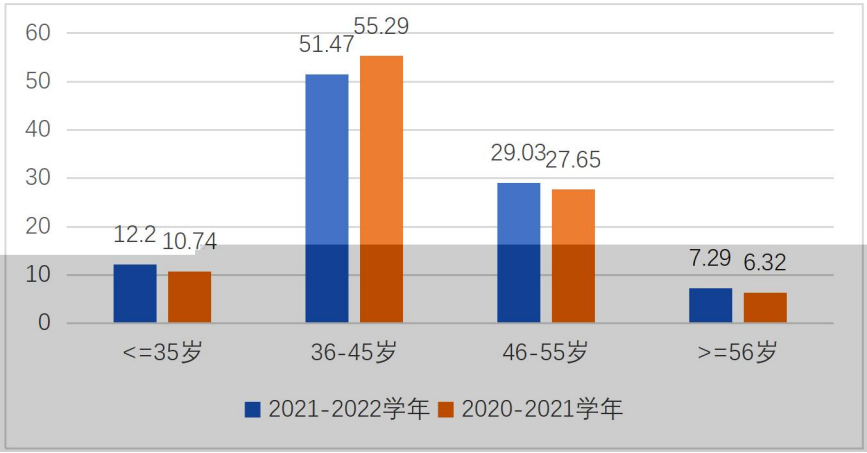
3

%





4 %



5 %

4

4


115 120

95.83% 5 1

3 2021 12 1 2 1  
2021 11 1 59

51.3%

205

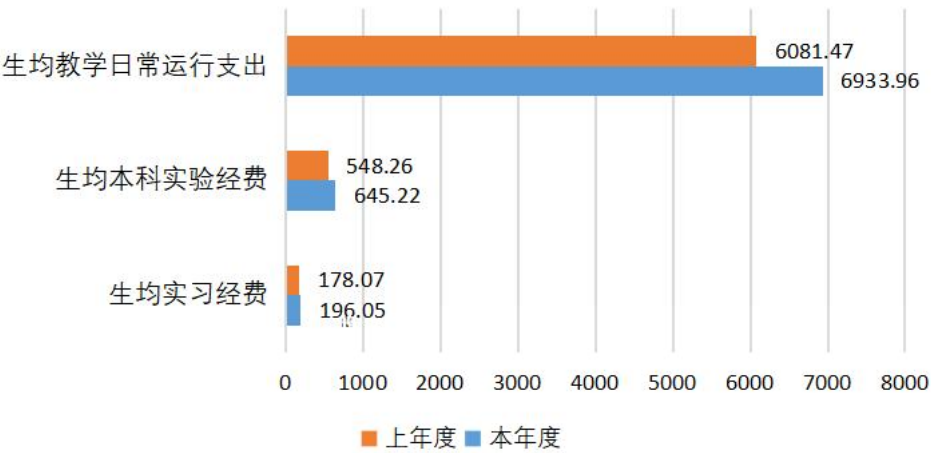
68.11%

5

6

5

2021

6

1.

69.23    m²

5.9    m²

2021

45.80    m²

14491

6

6

	m²	m²

	m <sup>2</sup>	m <sup>2</sup>

2.

		5.658		3.29
		5893.71		
11.63%		14196		2.102
10		351	8903.19	
		19878.95		
		1		3
	11	2021-2022		2071

3.

	2022	9	3		31146.77 m <sup>2</sup>
	2645		133.8		30752
77.88			1.62	745.78	17966.0
	2021		7.19		1426.68
					215.34

4.

	2022	9		10G		
	I V6		4.5G	A	3000	185
		3		28		
						2021
	E I		268%			

2021-2022

1                      A IIN                      2

1.

1593      4462                      99      163                      7

7

		%	%	%
30		24.64	70.33	58.19
		18.75	64.41	57.59
31-60		44.29	21.66	26.13
		39.76	26.76	25.8
61-90		23.15	5.64	15.25
		31.14	7.65	16.35
90		7.91	2.37	0.43
		10.36	1.18	0.27

2.

2021

2022

3.

2021-2022

66

353

12

4

17

32

139

21

4

4.

2021-2022

MOOC

244

MOOC

29

OC

24

16

6

1.

170.57

47.45

27.82% 2.19 64

37.54% 7 5

1 241

176 44

9356

2.

3.

2509 479

64.51% 5.24 2021

95% 2022

31 26 5

96 75 21 3

2 1

24 153.5

800 3540 41.04%



8 2022

	1	
	2	
	3	
	4	
	5	
	6	
	7	

9

9 2022

[illegible]



1.

24.15

6.22

37.67

7.4

2

3

2.

10

10

1.

2022

2.

	2022	10		25
		119		
		6	1	16 %
6	100%		3659	
128	601			

3.

1.



74 3.02% 8

80.64% 2021 92.08%

75% 75.51% 76.25%


76.56%

2021

G E

2022 7 59.68%

8.68%



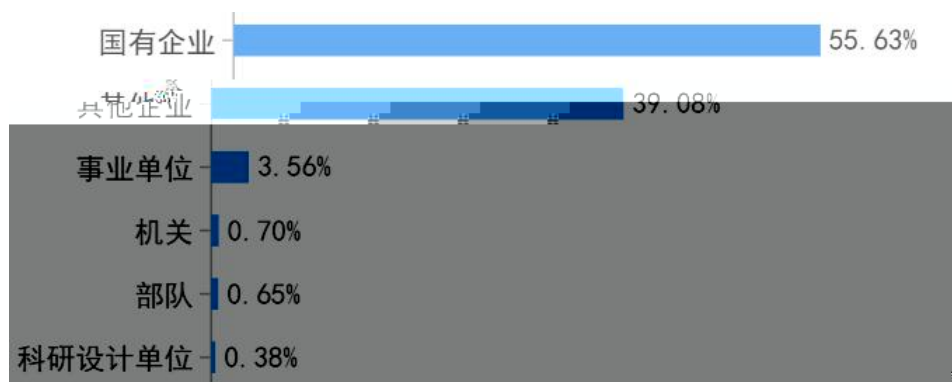
7

8

55.63%

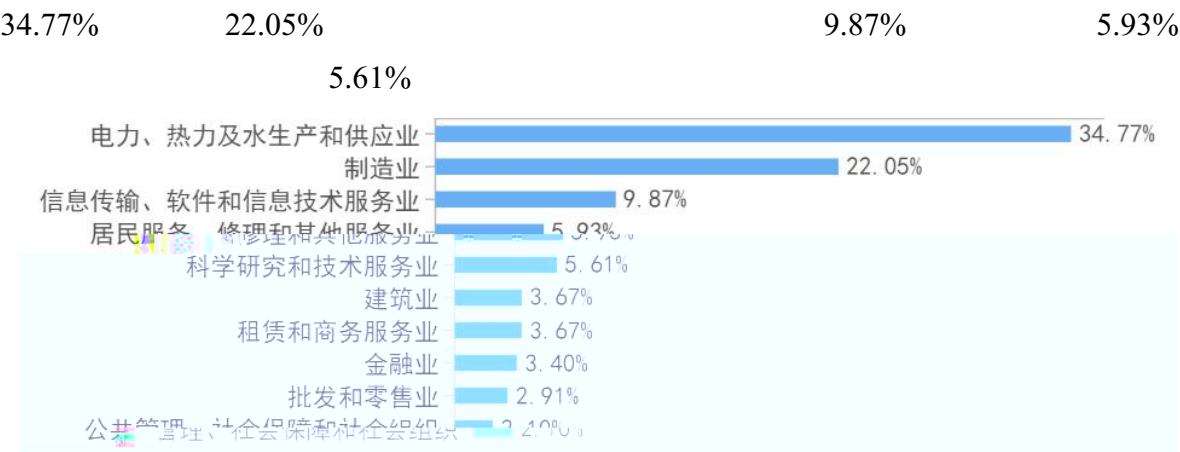
39.08%

5.29%



8

9



9

112      24

1.06%      11      45      0.43%

11

	2021-2022	2020-2021	2019-2020
	112	88	82
	1.06%	0.81%	0.78%

1.

2021-2022      91.1%

9

2.

2021-2022      12    2368

20.82%      0.92%      4772

0.42      2534

22.28%      2.31%      7467      0.67

0.16

12

	%				
	3.5 - 4	3 - 3.5	2.5 - 3	2 - 2.5	0 - 2
2018	19.2%	34.9%	26.5%	15.6%	3.7%
2019	18.9%	35.5%	27.4%	12.3%	5.9%
2020	18.4%	34.6%	28.4%	11.0%	7.5%
2021	27.5%	40.1%	21.2%	6.5%	4.6%

3.

13

13

		2	3	
		5	6	10
		1	2	
BIM-CIM		5		
		2		1
		2		
		1		1
AB		1		
		1		
		1		
		2		
			2	
			1	
				3
				5
	2	5	3	2
+			6	3

4.

2022

3000

400

100

3

84.56%

14

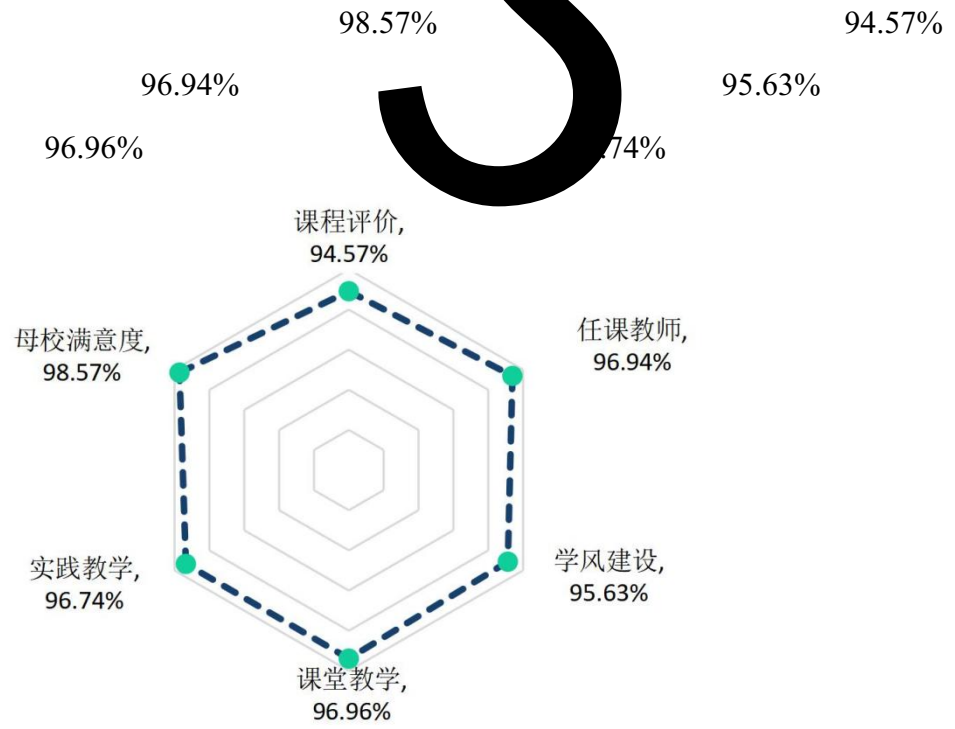

10

15




2.

2021



1102021NM

2021

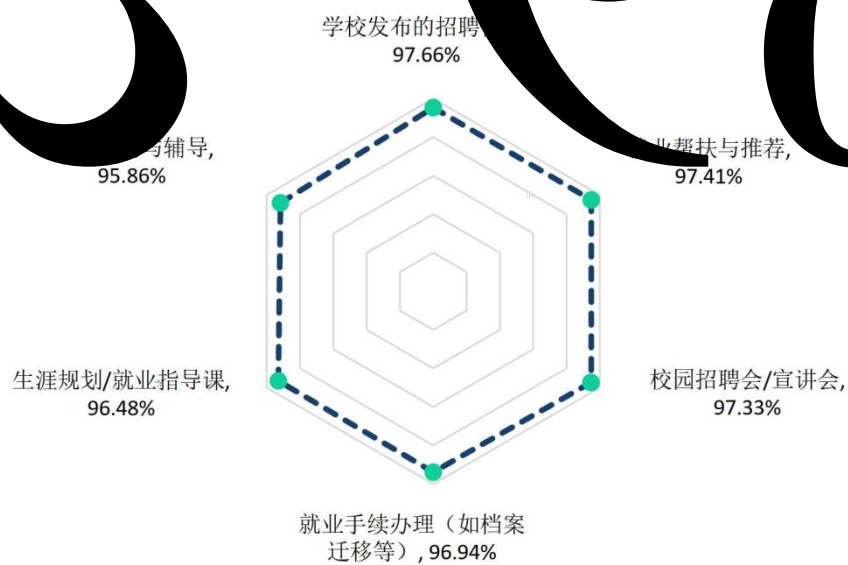
0.4

95.42%

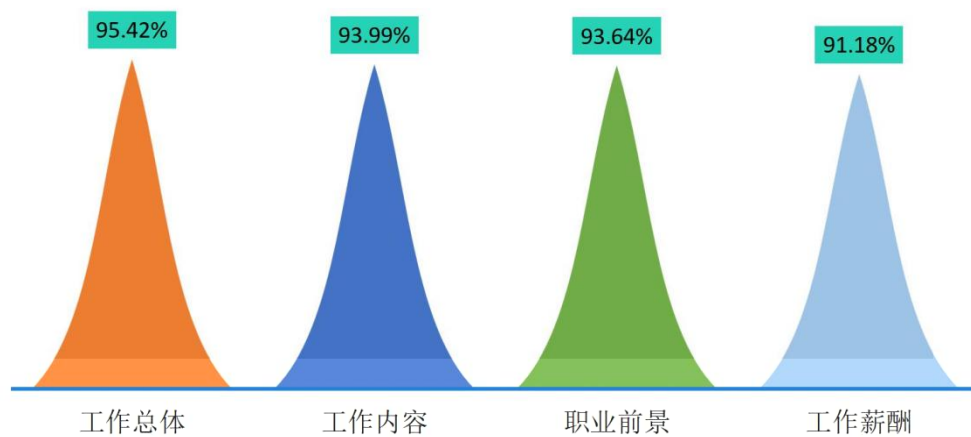
78.38%



30%



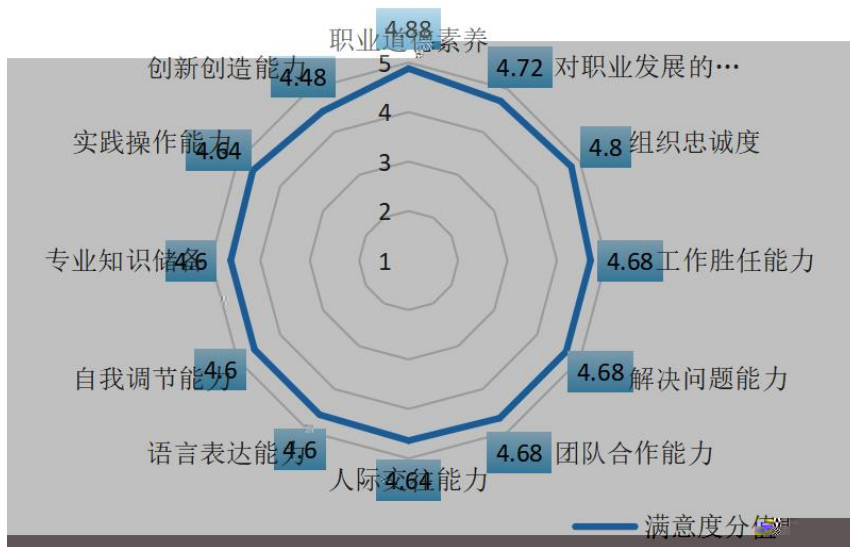
13 2021 / 95.42%  
2021 93.99% 93.64% 91.18%



14 2021

3.

2022 10



15

66

13

38

713

33

386

129

54.14%

D

IEL AC

2022

2022

25%



1

2

3

4

1

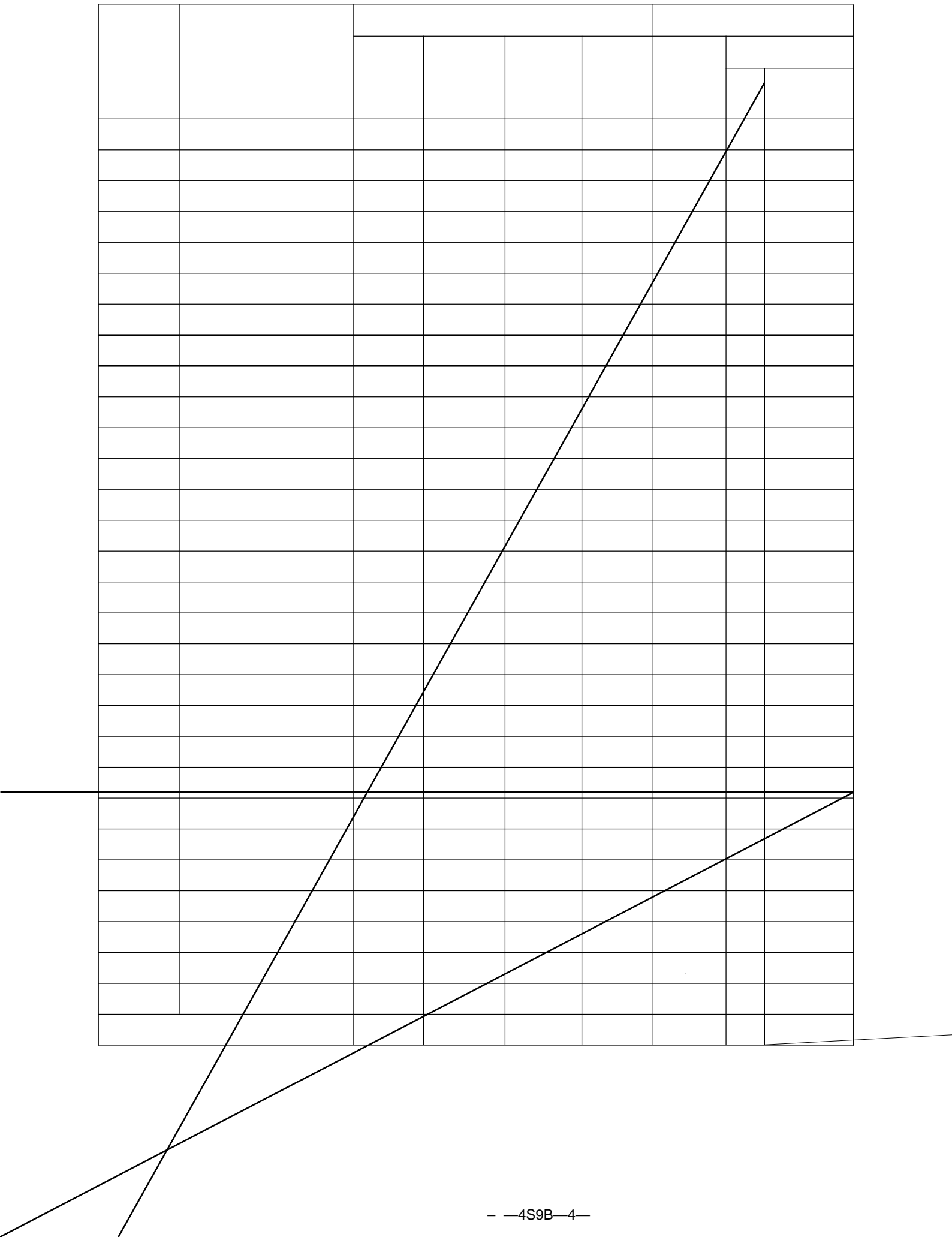

2


[illegible]









0.0



[illegible]

[illegible]
